

Graphing Practice

Function Tables

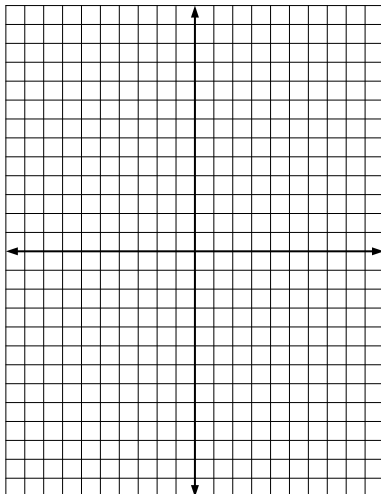
Name: _____ Date: _____



Plot the points and connect them with a line using the function tables.

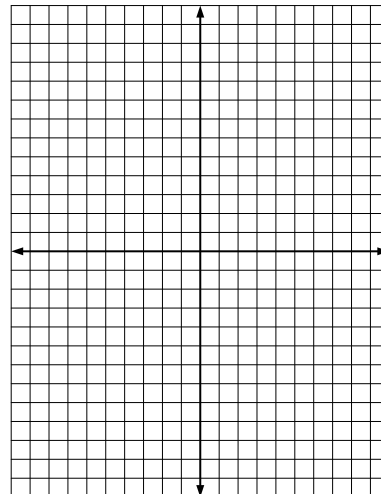
(1) $y = -4x$

x	y
-3	
-1	
0	
3	



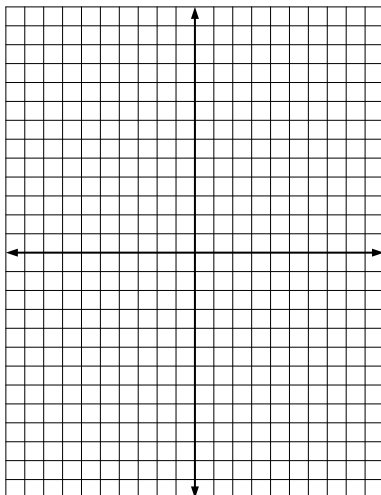
(2) $y = 4x - 1$

x	y
0	
1	
2	
3	



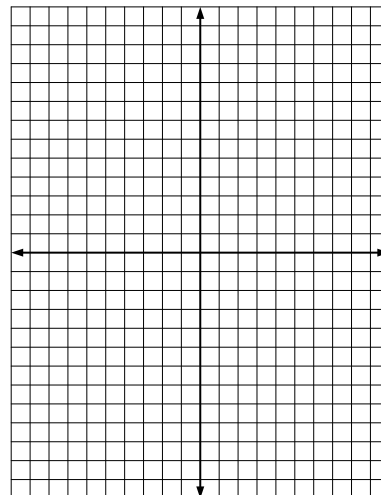
(3) $y = x + 5$

x	y
-6	
2	
4	
6	



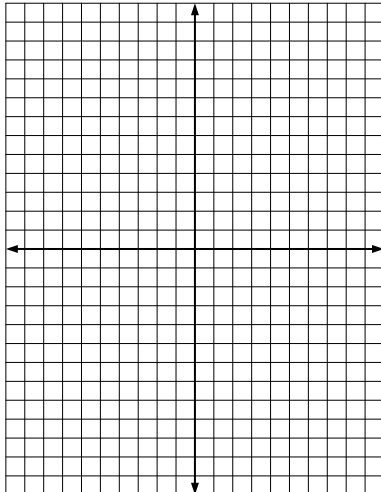
(4) $y = x + 4$

x	y
-7	
-6	
4	
6	



(5) $y = -x$

x	y
-8	
-7	
-2	
10	



(6) $y = x$

x	y
-2	
2	
5	
6	

